




# **Sint Maarten Live Animal Import Guide 2023**

*Dogs, cats and ferrets*

*Guideline on how to acquire entry permission for your companion pet or live animal to Sint Maarten (Dutch Part).*

# Animal Movement Permit

---



**ARE YOU PLANNING TO ENTER WITH OR IMPORT A LIVE ANIMAL INTO SINT MAARTEN (DUTCH PART)?**

**Then you must obtain entry permission in the form of the Animal Movement Permit from *Agriculture, Livestock and Fisheries* within the inspection department of the Ministry of TEATT.**

The import permit serves as verification to transport agencies and port authorities that the animal's health status has been reviewed by the competent authorities in Sint Maarten and has met the requirements of Sint Maarten's relevant legislation, thus, can be granted unhindered passage through a port of entry within the jurisdiction of Sint Maarten.

**The application form can be accessed here: [Sint Maarten Animal Movement Application](#)**

# Document requirements for the Animal Movement Permit

---

The main documents required for the application are the following:

- A **digital copy of the valid passport** belonging to the individual accompanying or importing the animal.
- **Travel itinerary or consignment** issued by the airline, shipping, or booking agency.
  - Must display traveler's name, flight name and number, overview of the travel journey from start to end.
- **If applicable, A business licenses for local business** (e.g., pet stores) importing live animals.

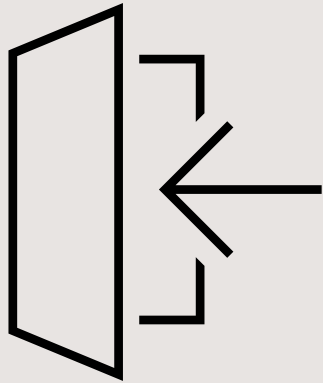
*The animal's health document requirements will vary depending on the category of entry*

*(SEE NEXT PAGES)*

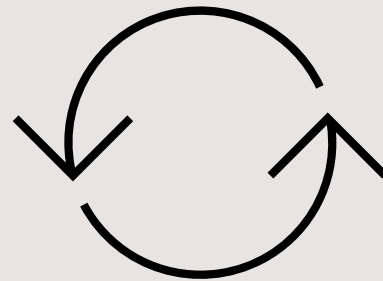
# CATEGORIES OF ENTRY

---


There are currently three (3) categories of entry which have different documentation requirements to obtain the import permit.



First- Time Entry



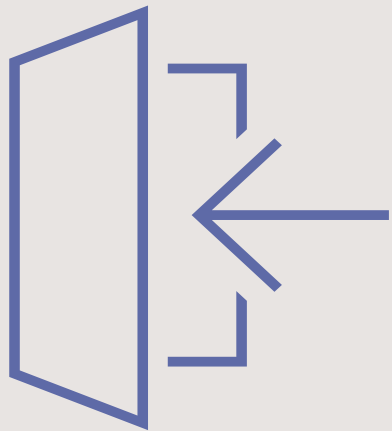
Re-Entry



In-Transit

# FIRST-TIME ENTRY

---



First- Time Entry

An animal's entry is classified as "First-time" if its movement is associated with the purpose of the owner moving to or vacationing on Sint Maarten (Dutch part) or for sale at a local establishment which has a business license with the purpose of trade or sale of live animals (e.g., pet shop). The application request must be accompanied by the following documents:

- An **endorsed veterinary health certificate** issued by the competent authority responsible for live animal export in the country of departure. The endorsement date should not be earlier than fourteen (14) days before the animal's arrival in Sint Maarten. (*See last two (2) pages for list of competent authorities per country.*)
- The **proof of Rabies vaccination** for dogs, cats and ferrets (this can be mentioned on the veterinary health certificate).


*(See next page for Re-entry exemption)*

# RE-ENTRY

---

An animal intended for import is classified as “**Re-Entry**” if the following documents are submitted with the application:

- A **veterinary health certificate** issued by a licensed veterinarian in the country of departure. The issuance date should not be any earlier than fourteen (14) days before the animal’s arrival in Sint Maarten.
- A **veterinary health certificate issued by a licensed veterinarian in Sint Maarten (Dutch part)** with an issuance date no earlier than six (6) months prior to the date of the animal’s upcoming arrival in Sint Maarten.
  - Pet owners who frequent the island with their companion pet are strongly urged to keep their animal’s health records up to date at their local veterinary clinic in Sint Maarten, even for vaccinations and treatments done abroad in the home country.
- The **proof of Rabies vaccination** for dogs, cats and ferrets (this can be mentioned on the veterinary health certificate).



Re-Entry

# RE-ENTRY (Exemption)


---

Animals re-entering the island within 14 days from the issuance date of a veterinarian health certificate issued in Sint Maarten does not need to be accompanied by an additional health certificate from the departure country.

## **Example:**

*An animal returning to Sint Maarten from the United States of America on July 10<sup>th</sup> accompanied by a health certificate issued in Sint Maarten on July 1<sup>st</sup>.*

The **proof of Rabies vaccination** for dogs, cats and ferrets (this can be mentioned on the veterinary health certificate) is still required for the application even with this exemption.




Re-Entry

# In-Transit

---

An animal's movement is classified as ***"In-Transit"*** if it will depart to the destination country within twenty-four (24) hours. An example of an In-Transit movement is:



In-Transit

- USA/Canada/Europe **TO** Saint Barthelemy, Saba, Sint Eustatius, St. Kitts, Anguilla etc. via Sint Maarten

The following documentation will need to be submitted with the application:

1. A **veterinary health certificate** issued by a licensed veterinarian in the country of departure; no endorsement is needed for Sint Maarten.
2. **Proof of approved entry** from the competent authorities of the destination country responsible for live animal import (e.g., Import permit for Anguilla or EU pet passport for entry into EU member state or territory).
3. A **travel itinerary showing onward journey**.

**Requests that cannot meet this requirement must follow the requirements for First-time Entry**



# Animal Movement Authorization

---

If the animal is not travelling with the pet owner (the person whose name is on the veterinary health certificate) then the application must be accompanied by the **Animal Movement Authorization Form**. This form should be submitted along with a digital copy of the owner's passport.

This is to create transparency and traceability of an animal's movement into or through Sint Maarten.

# EU Pet Passport



The EU Pet Passport can be used for proof of rabies vaccination and entry permission into destination (e.g., Saint Barthelemy, Saint-Martin). If the EU pet passport will be used for one of the abovementioned purposes, the following information from the passport must be submitted with the application:

- The microchip page.
- The animal description page
- The page containing the latest Rabies vaccination.

## **IMPORTANT:**

- The EU passport number must be visible on all scanned pages of the document to verify the connection between the animal and the information presented from the booklet.
- EU pets must still be accompanied by a paper veterinary health certificate.
- **The stamp in the “clinical examination” or “legalization” section of the passport will not be accepted as a substitute for the paper health certificate.**

# Application Process

---

- The application should be submitted between 14 to 5 days before arrival in Sint Maarten.
  - Applications submitted after this timeframe are not guaranteed to receive a decision in time for the intended arrival date.
- The import permit can be issued within the same day once the application has been submitted or finalized with all required information and documents.

# Additional Information

---

- If you are arriving at Princess Juliana International Airport (PJIA), then you are entering the Dutch part of the island, Sint Maarten, which has different (live animal) import regulations from that of Saint-Martin (French Part).
- All required documents **MUST BE IN ENGLISH OR ACCOMPANIED BY ENGLISH TRANSLATION** and in Adobe PDF format under 5 megabytes (MB) to be successfully attached to the application when submitted.
- Up to three (3) animals can be submitted on one (1) application. If you are travelling with more than this amount, you must submit a new application for the additional animals.
- **EMOTIONAL SUPPORT AND SERVICE ANIMALS ARE NOT EXEMPTED FROM THE LIVE ANIMAL IMPORT CONDITIONS FOR SINT MAARTEN.**

# Contact Information

---

If you require more information pertaining to live animal import into Sint Maarten, please contact us at:

[LVV@sintmaartengov.org](mailto:LVV@sintmaartengov.org)

Monday to Friday: 9:00 AM to 3:00 PM

# IMPORTANT LINKS

## Sources for animal movement information per country

---

### ANGUILLA

- [Department of Natural Resources](#)

### CANADA

- [Canadian Food Inspection Agency \(CFIA\)](#)

### DOMINICAN REPUBLIC

- [Dirección General de Ganadería \(DIGEGA\)](#)

### FRANCE

- [Direction départementale de la protection de la population \(DDPP\)](#)

### UNITED KINGDOM OF BRITAIN

- [Department for Environment Food & Rural Affairs](#)

### UNITED STATES OF AMERICA

- [United States Department of Agriculture – Animal and Plant Health Inspection Services \(USDA-APHIS\)](#)

### THE NETHERLANDS

- [Netherlands Food and Consumer Product Safety Authority \(NVWA\)](#)

**If the country you are arriving from is not listed above, contact the government agency in your country of departure responsible for public health, agriculture or veterinary service for more information.**